

1.




Store Polybale in original protective carton. Store reels on their ends in a dry place out of direct sunlight. The ideal storage temperature is 20 – 30°C.

2.



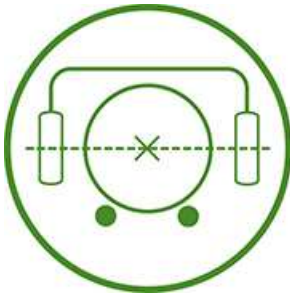
Keep reels in boxes and condition at ambient temperature prior to use. Take care when opening cartons and handling reels so as not to damage them. In particular reel edges should be protected. Cover reels left on wrapper to keep out moisture. Reels must be used within one year of purchase.

3.



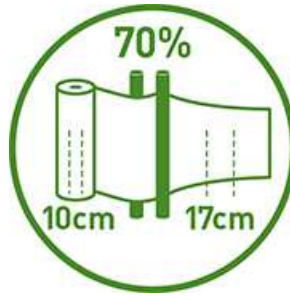
Reels should only be removed from protective packaging immediately prior to use. Open box using the tear strip provided. The arrow on the box indicates the direction of wrapping.

4.



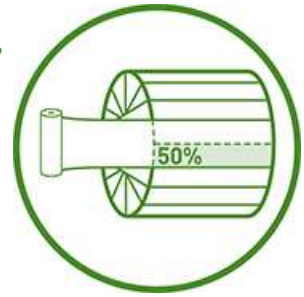
The height of the pre-stretch unit should be adjusted so that the centre points of the bale and film reel are horizontally aligned. Thread and attach film as per wrapper instructions.

5.



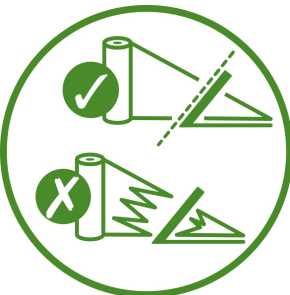
Final width of film as measured on the flat end of a round bale should be 380mm- 420mm, and with 750mm film be 580mm-620mm. Should film width vary outside these limits, stop wrapping and ascertain cause. Ensure pre-stretch unit rollers are regularly cleaned in accordance with wrapper manufacturer's instructions.

6.



Apply at least 50% overlap. Check that each layer overlaps at least half the previous layer. 500mm and 750mm films should overlap by at least 21cm and 31cm respectively. Apply a minimum 4 layers of film to all areas. Where DM levels exceed 50%, or square bales are wrapped, a minimum of 6 layers of film should be applied.

7.



Ensure that the blade of the balewrapper's cutting mechanism is maintained in order to ensure a clean film cut after wrapping and thus avoid long film tails.

8.



Choose a well drained site away from hedges, trees, exposed areas and water courses. Stack bales immediately after wrapping and within 12 hours. Use a purpose built-handler and never a spike. Do not stack more than 3 high. Bales of low DM should only be stored in single layers. Repair any damage immediately.

9.



Cover stack with a net secured at ground level to protect against birds. Support the net so that it is not in direct contact with the tops of bales. Fence off stack from livestock if necessary. Inspect stack regularly and repair any damage immediately. Use bales within 12 months of wrapping.